

**seadec**  
doors for living...



NEW COLLECTION  
**BROCHURE 2024**



SEADEC REGENCY - 6 PANEL WOODGRAIN WITH SEADEC VICTORIAN SKIRTING & ARCHITRAVE



## Product quality & Environment

In today's fast moving environment consumer's tastes and trends are constantly changing and here at Seadec we endeavour to keep our ranges in tune with demand. We are also fully committed to following all Government and EU policy on the handling and sourcing of timber products. In Europe through the EU timber regulations, we have very strong legislation that puts in place detailed check lists and audits that ensure all timber products supplied come from sustainable sources. Our product ranges are primarily based on wood species that have proven sustainable reserves which ensures you can have peace of mind when selecting one of our products.

Our company has both FSC® and PEFC Chain of Custody certification. The Forest Stewardship Council® (FSC®) aims to promote environmentally appropriate, socially beneficial and environmentally viable management of the world's forests. Read more about FSC® – [www.fsc.org](http://www.fsc.org). The Programme for the Endorsement of Forest Certification (PEFC) is an international non-profit, non-governmental organisation dedicated to promoting Sustainable Forest Management (SFM) through independent third-party certification. Read more about PEFC – [www.pefc.org](http://www.pefc.org).



The mark of  
responsible forestry



# SEADec DOORS

*New Collection*

Discover all our ranges at

[www.seadec.ie](http://www.seadec.ie)



# SEADEC

---

**SEADEC DOORS** bring warmth, style and prestige to your home and have been the chosen brand for designers, architects and homeowners for many years. Our bespoke range of doors and finishes have been specially selected for the Irish market covering modern, contemporary and traditional styles. Our large selection of doors are available in eight standard sizes which makes choosing a door that's right for your project easy. We also stock an extended range of metric sizes for Fire Doors. Our range of door frames, skirting and architrave are designed to complement each collection for a flawless designer look.

We are committed to sourcing all our doors and mouldings from well managed and sustainable sources. Our company has achieved both FSC® and PEFC Chain of Custody certification and all doors are made to the highest industry standards using quality materials that stand the test of time. We are an Irish owned company and our products are available nationwide from all leading builders providers, DIY and door specialists.



The mark of responsible forestry



*\*New 1P Zurich Clear Door image in front cover.*





# seadec

doors for living...

WHITE PRIMED DOORS	08
REGENCY DOORS	30
DELUXE PRIMED	37
EXCLUSIVE GREY RANGE	44
LAMINATE DOORS	50
OAK DOORS	62
SEADec FIRE DOORS	70
IRMADE FIRE DOORS	78
OPTIMA MOULDINGS	92
MDF WHITE MOULDINGS	98
OAK MOULDINGS	106
HOW TO FINISH A WHITE PRIMED DOOR	112
CARE & INSTALLATION GUIDE	113



**seadec**

# WHITE PRIMED DOORS

---

**WHITE PRIMED DOORS** allow you create a relaxing and classical finish to your home. These doors have laminated solid timber stiles for stability and MDF cover panels for a smooth consistent finish. The white primed finish provides a good base for finishing coats. White primed engineered doors achieve a smoother finish than traditional timber doors and eliminate the transfer of wood grain.









**NEW**

**PERTH WHITE**  
3 PANEL



**SYDNEY WHITE**  
2 PANEL



**DARWIN WHITE**  
2 PANEL CLEAR GLASS



**DARWIN WHITE**  
2 PANEL ETCHED PRINTED

**42**  
MM



**WHITE PRIMED DOORS** can provide both traditional and modern designs to enhance any home, we have now increased the selection of designs that are available in our white primed range. The beauty of white primed doors is that you can customise the finishing colour to your liking, the white primed finish provides an excellent base for finishing coats.



AVAILABLE IN CLEAR GLASS



**ARIZONA WHITE**  
9 PANEL PRE-GLAZED  
FLAT CLEAR GLASS



**CAMBRIDGE WHITE**  
4 PANEL




**OXFORD WHITE**  
TOP 2 PANEL UNGLAZED



**NEVADA WHITE**  
SHEETED

ALSO AVAILABLE IN PLAIN CLEAR GLASS



**NEVADA WHITE**  
ETCHED PRINTED GLASS  
WITH VERTICAL CLEAR LINES



**WHITE PRIMED DOORS** can provide both traditional and modern designs to enhance any home, we have now increased the selection of designs that are available in our white primed range. The beauty of white primed doors is that you can customise the finishing colour to your liking, the white primed finish provides an excellent base for finishing coats.





**KINGSCOURT WHITE**  
4 PANEL



**WATERFORD WHITE**  
TOP 2 PANEL UNGLAZED



**SOMERSET**  
PRINTED ETCHED  
GLASS WITH 30MM  
CLEAR BORDER



**SUSSEX**  
5 PLANK COTTAGE



**WHITE PRIMED DOORS** can provide both traditional and modern designs to enhance any home, we have now increased the selection of designs that are available in our white primed range. The beauty of white primed doors is that you can customise the finishing colour to your liking, the white primed finish provides an excellent base for finishing coats.







The **Bolection Raised Mould** adds a touch of **class** and **elegance...**



**KINGSTON BOLECTION**  
2 PANEL RAISED



**ALBANY BOLECTION**  
2 PANEL GLAZED

AVAILABLE IN CLEAR OR ETCHED PRINTED GLASS



**ASHFORD BOLECTION**  
4P RAISED



**AVOCA BOLECTION**  
4P RAISED UNGLAZED



**WHITE PRIMED DOORS** can provide both traditional and modern designs to enhance any home, we have now increased the selection of designs that are available in our white primed range. The beauty of white primed doors is that you can customise the finishing colour to your liking, the white primed finish provides an excellent base for finishing coats.





**TRENTON WHITE**  
1 PANEL SHAKER STEPPED

AVAILABLE IN CLEAR OR OPAQUE GLASS



**MADISON WHITE**  
1 PANEL SHAKER STEPPED



**HAMPTON WHITE**  
1 PANEL SHAKER

AVAILABLE IN CLEAR OR OPAQUE GLASS



**CHESHIRE WHITE**  
1 PANEL SHAKER PRE-GLAZED



**CHESHIRE WHITE**  
1 PANEL SHAKER PRE-GLAZED  
ETCHED WITH 30MM CLEAR BORDER




**WHITE PRIMED DOORS** can provide both traditional and modern designs to enhance any home, we have now increased the selection of designs that are available in our white primed range. The beauty of white primed doors is that you can customise the finishing colour to your liking, the white primed finish provides an excellent base for finishing coats.



AVAILABLE IN CLEAR OR OPAQUE GLASS

**AUGUSTA WHITE**  
4 PANEL SHAKER



AVAILABLE IN CLEAR OR OPAQUE GLASS

**COLUMBUS WHITE**  
4 PANEL GLAZED



**WOODFORD**  
1P SHAKER DOUBLE HIP



AVAILABLE IN CLEAR OR OPAQUE GLASS

**CARRICK**  
1P SHAKER DOUBLE HIP  
GLAZED



**PORTROE**  
GROOVED CURVED




AVAILABLE IN CLEAR OR OPAQUE GLASS

**LISMORE**  
GROOVED CURVED  
GLAZED



**WHITE PRIMED DOORS** can provide both traditional and modern designs to enhance any home, we have now increased the selection of designs that are available in our white primed range. The beauty of white primed doors is that you can customise the finishing colour to your liking, the white primed finish provides an excellent base for finishing coats.





**COLORADO WHITE**  
5 PANEL




**DAKOTA WHITE**  
4 VERTICAL LINES



**IDAHO WHITE**  
2 VERTICAL LINES



**UTAH WHITE**  
LADDER EFFECT



**OHIO WHITE**  
DIAGONAL LADDER




**WHITE PRIMED DOORS** can provide both traditional and modern designs to enhance any home, we have now increased the selection of designs that are available in our white primed range. The beauty of white primed doors is that you can customise the finishing colour to your liking, the white primed finish provides an excellent base for finishing coats.





### FINISHES



WHITE PRIMED



OAK




GREY PRINTED



ALL DOORS ARE AVAILABLE IN CLEAR OR OPAQUE GLASS

**DELAWARE (DFG41)**  
SINGLE PANEL GLASS



ALL DOORS ARE AVAILABLE IN CLEAR OR OPAQUE GLASS

**MARYLAND (DFG20)**  
4 SQUARE GLASS



**WHITE PRIMED DESIGN GLASS.** Our glass design range is complemented with two glass design options. Glass doors can be ordered in white primed, pre-finished oak and grey. These doors are available in clear or opaque glass. Please allow 3-4 weeks for delivery of your bespoke order.



# WHITE PRIMED DOORS SIZING GUIDE

<b>Kingscourt 4P</b>	80x34	80x32	78x30	78x28	78x26	78x24	78x33	78x27
<b>Waterford 2P/2G Unglazed</b>	80x34	80x32	78x30	78x28			78x33	
<b>Cambridge 4P</b>	80x34	80x32	78x30	78x28	78x26	78x24	78x33	78x27
<b>Oxford 2P/2G Unglazed</b>	80x34	80x32	78x30	78x28			78x33	
<b>Oxford 2P/2G Glass 3</b>	80x34	80x32	78x30	78x28			78x33	
<b>Nevada Sheeted</b>	80x34	80x32	78x30	78x28	78x26	78x24	78x33	78x27
<b>Arizona 9P Glazed</b>	80x34	80x32	78x30	78x28			78x33	
<b>Hampton 1P</b>	80x34	80x32	78x30	78x28	78x26	78x24	78x33	78x27
<b>Cheshire 1P Glazed</b>	80x34	80x32	78x30	78x28	78x26	78x24	78x33	
<b>Augusta 4P</b>	80x34	80x32	78x30	78x28	78x26	78x24	78x33	78x27
<b>Columbus 4P Glazed</b>	80x34	80x32	78x30	78x28			78x33	
<b>Kingston Bolection 2P</b>	80x34	80x32	78x30	78x28	78x26	78x24	78x33	78x27
<b>Albany Bolection 2P Glazed</b>	80x34	80x32	78x30				78x33	
<b>Trenton 1P Stepped</b>	80x34	80x32	78x30	78x28	78x26	78x24	78x33	78x27
<b>Madison 1P Stepped Glazed</b>	80x34	80x32	78x30				78x33	
<b>Nevada Half Glass</b>	80x34	80x32	78x30				78x33	
<b>Cheshire 1P Opaque Clear Border</b>	80x34	80x32	78x30	78x28	78x26	78x24	78x33	
<b>Sussex Plank</b>	80x34	80x32	78x30	78x28	78x26	78x24	78x33	78x27
<b>Somerset Plank Glazed</b>	80x34	80x32	78x30				78x33	
<b>Ashford 4P Bolection</b>	80x34	80x32	78x30	78x28	78x26	78x24	78x33	78x27
<b>Avoca 4P Unglazed Bolection</b>	80x34	80x32	78x30	78x28			78x33	

<b>Woodford 1P</b>	80x34	80x32	78x30	78x28	78x26	78x24	78x33	78x27
<b>Carrick Glazed</b>	80x34	80x32	78x30	78x28			78x33	
<b>Portroe</b>	80x34	80x32	78x30	78x28	78x26	78x24	78x33	78x27
<b>Lismore Glazed</b>	80x34	80x32	78x30	78x28			78x33	
<b>Sydney 2P</b>	80x34	80x32	78x30	78x28	78x26	78x24	78x33	78x27
<b>Maryland</b>	80x34	80x32	78x30					
<b>Delaware</b>	80x34	80x32	78x30					
<b>Darwin 2P Glazed</b>	80x34	80x32	78x30	78x28	78x26	78x24	78x33	78x27
<b>Perth 3P</b>	80x34	80x32	78x30	78x28			78x33	

## Conversion Table

FEET	METRIC	INCHES
6ft 8ins x 2ft 10ins	2032mm x 864mm	80ins x 34ins
6ft 8ins x 2ft 8ins	2032mm x 813mm	80ins x 32ins
6ft 6ins x 2ft 6ins	1981mm x 762mm	78ins x 30ins
6ft 6ins x 2ft 4ins	1981mm x 711mm	78ins x 28ins
6ft 6ins x 2ft 2ins	1981mm x 660mm	78ins x 26ins
6ft 6ins x 2ft	1981mm x 610mm	78ins x 24ins
Additional Northern Ireland Sizes		
6ft 6ins x 2ft 9ins	1981mm x 838mm	78ins x 33ins
6ft 6ins x 2ft 3ins	1981mm x 686mm	78ins x 27ins

Seadec doors are available in a choice of eight standard sizes.





SEADEC 4P ASHFORD BOLECTION WHITE PRIMED



SEADEC 2P KINGSTON BOLECTION WHITE PRIMED



SEADEC 1P MADISON WHITE PRIMED CLEAR GLASS



**seadec**

# REGENCY DOORS

---


**REGENCY DOORS** are made with a wood fibre press panel, which provides an elegant range of designs to choose from. Regency doors are unfinished and must be finished on site. It is very important that the doors are sealed immediately after they are brought to site for installation. It is important to also to seal the top and the bottom of the door.







REGENCY



NEW

1P NEWBURY SMOOTH  
GROOVED

NEW

1P REGENCY SMOOTH  
SHAKER

2P/2L WOOD GRAIN  
CLEAR GLASS

6 PANEL WOOD GRAIN

2 PANEL SMOOTH



Regency doors are made with a wood fibre press panel, which provides an elegant range of designs to choose from. Regency doors are unfinished and must be finished on site. It is very important that the doors are sealed immediately after they are brought to site for installation. It is important to also to seal the top and the bottom of the door.



# REGENCY DOORS **SIZING GUIDE**

6P Woodgrain	80x34	80x32	78x30	78x28	78x26	78x24		
2P / 2P Glazed Woodgrain	80x34	80x32	78x30					
2P Smooth	80x34	80x32	78x30	78x28	78x26	78x24		
1P Newbury Smooth Grooved <b>NEW</b>	80x34	80x32	78x30	78x28	78x26	78x24		
1P Regency Shaker Smooth <b>NEW</b>	80x34	80x32	78x30	78x28	78x26	78x24		

## Conversion Table

FEET	METRIC	INCHES
6ft 8ins x 2ft 10ins	2032mm x 864mm	80ins x 34ins
6ft 8ins x 2ft 8ins	2032mm x 813mm	80ins x 32ins
6ft 6ins x 2ft 6ins	1981mm x 762mm	78ins x 30ins
6ft 6ins x 2ft 4ins	1981mm x 711mm	78ins x 28ins
6ft 6ins x 2ft 2ins	1981mm x 660mm	78ins x 26ins
6ft 6ins x 2ft	1981mm x 610mm	78ins x 24ins
Additional Northern Ireland Sizes		
6ft 6ins x 2ft 9ins	1981mm x 838mm	78ins x 33ins
6ft 6ins x 2ft 3ins	1981mm x 686mm	78ins x 27ins

*Seadec doors are available in a choice of eight standard sizes.*





**seadec**

NEW RANGE

# DELUXE PRIMED

---

Introducing the **Deluxe Primed range from Seadec**. With their premium sleek, smooth and clean factory finish you can make a testament of exquisite craftsmanship and timeless elegance. This new collection of doors redefines sophistication with its meticulously crafted raised moulds, designed to impart a touch of class to any home. The Deluxe Primed doors are more than just entry ways; they are statements of style, combining functionality with aesthetic appeal.







The **Raised Mould** adds a touch of **class** and **elegance**.



AVAILABLE IN CLEAR OR OPAQUE GLASS



**2P GENEVA**  
SOLID



**2P ATHENS**  
GLAZED



**1P VIENNA**  
SOLID

AVAILABLE IN CLEAR OR OPAQUE GLASS



**1P ZURICH**  
GLAZED



Each door in this range reflects Seadec's commitment to quality, ensuring durability and a lasting impression. Elevate the ambiance of your living spaces with the Deluxe Primed range, where every detail is carefully considered to bring a sense of luxury and refinement to your home. Embrace the fusion of form and function with Seadec's Deluxe Primed doors, setting a new standard for elegance in interior design.

# seadec

## DELUXE PRIMED SIZING GUIDE

<b>2P Geneva NEW</b>	80x34	80x32	78x30	78x28	78x26	78x24	78x33	78x27
<b>2P Athens Clear NEW</b>	80x34	80x32	78x30				78x33	
<b>2P Athens Opaque NEW</b>	80x34	80x32	78x30				78x33	
<b>1P Vienna NEW</b>	80x34	80x32	78x30	78x28	78x26	78x24	78x33	78x27
<b>1P Zurich Clear NEW</b>	80x34	80x32	78x30				78x33	
<b>1P Zurich Opaque NEW</b>	80x34	80x32	78x30				78x33	

### Conversion Table

FEET	METRIC	INCHES
6ft 8ins x 2ft 10ins	2032mm x 864mm	80ins x 34ins
6ft 8ins x 2ft 8ins	2032mm x 813mm	80ins x 32ins
6ft 6ins x 2ft 6ins	1981mm x 762mm	78ins x 30ins
6ft 6ins x 2ft 4ins	1981mm x 711mm	78ins x 28ins
6ft 6ins x 2ft 2ins	1981mm x 660mm	78ins x 26ins
6ft 6ins x 2ft	1981mm x 610mm	78ins x 24ins
Additional Northern Ireland Sizes		
6ft 6ins x 2ft 9ins	1981mm x 838mm	78ins x 33ins
6ft 6ins x 2ft 3ins	1981mm x 686mm	78ins x 27ins

Seadec doors are available in a choice of eight standard sizes.







SEADec GENEVA 2P SOLID WITH SEADec WHITE MOULDED ARCHITRAVE & SKIRTING



SEADec ALBANY BOLECTION

# SEADec LIFESTYLE

Are you looking to add a touch of elegance and style to your home? Look no further! At Seadec, we offer a vast array of door designs for all types of homes in Ireland. Whether your home boasts a modern and chic ambiance, a classic and timeless charm, or a unique fusion of styles, we've got you covered!



SEADec COLORADO WHITE

# MODERN TOUCH

# Elegance & Style

**White Primed Doors & Grey doors add a modern feel to your home.**

White doors are clean and versatile, they have a clean and fresh look, serving as a great backdrop for different color schemes and decorations. Grey doors are elegant and fit well with different interior designs, making your house look stylish and appealing.



SEADEC KINGSTON 2P BOLECTION



SEADEC CARRICK 1P WHITE

TIMELESS ELEGANCE



SEADEC FLORENCE 1P - EXCLUSIVE GREY RANGE



**seadec**

# EXCLUSIVE GREY RANGE

---

**EXCLUSIVE GREY RANGE** In the world of interior design, there's no hotter colour than grey. Although it might sound dull, styling your home with grey tones instantly adds a classy and chic finish to any room, and even though it's been used for a few years now, grey is a trend that is not going away.

*\*We cannot guarantee the brochure colours will be an exact match to the actual product.  
Selection prior to fitting is the sole responsibility of the installer and end user.*





**GENOA**  
RAISED FEATURE



**NAPOLI**  
RAISED FEATURE



**TUSCANY**  
RAISED FEATURE



**FLORENCE**  
HORIZONTAL GRAIN  
& RAISED FEATURE



**TUSCANY**  
CLEAR OR OPAQUE GLASS



**GENOA**



**NAPOLI**  
CLEAR OR OPAQUE GLASS



**EXCLUSIVE GREY RANGE** The Genoa and Napoli Oak Grained Grey internal door is guaranteed to add character to your room and complement your existing interior decor. The intricate pattern of the Oak Grain creates a truly unique design, adding to the quality appearance of the door and creating a striking central feature. The raised inset feature of the Genoa and Florence doors will add a designer look and style to any surroundings creating a look that is unique in today's market.



# EXCLUSIVE GREY RANGE SIZING GUIDE

<b>Genoa</b>	80x34	80x32	78x30	78x28	78x26	78x24	78x33	78x27
<b>Napoli Clear &amp; Opaque</b>	80x34	80x32	78x30				78x33	
<b>Florence</b>	80x34	80x32	78x30	78x28	78x26	78x24	78x33	78x27
<b>Tuscany Clear or Opaque</b>	80x34	80x32	78x30				78x33	

## Conversion Table

FEET	METRIC	INCHES
6ft 8ins x 2ft 10ins	2032mm x 864mm	80ins x 34ins
6ft 8ins x 2ft 8ins	2032mm x 813mm	80ins x 32ins
6ft 6ins x 2ft 6ins	1981mm x 762mm	78ins x 30ins
6ft 6ins x 2ft 4ins	1981mm x 711mm	78ins x 28ins
6ft 6ins x 2ft 2ins	1981mm x 660mm	78ins x 26ins
6ft 6ins x 2ft	1981mm x 610mm	78ins x 24ins
Additional Northern Ireland Sizes		
6ft 6ins x 2ft 9ins	1981mm x 838mm	78ins x 33ins
6ft 6ins x 2ft 3ins	1981mm x 686mm	78ins x 27ins

*Seadec doors are available in a choice of eight standard sizes.*







**seadec**

# LAMINATE DOORS

---

**LAMINATE DOORS** Our range has a solid laminated finish emulating natural wood's pattern and structure making them a good choice for your home.

This new range is designed for stability and high durability using a special coating that prolongs the lifespan of our doors. Choose from a wide range of quality internal doors available in the latest colour trends.

*\*We cannot guarantee the brochure colours will be an exact match to the actual product.*

*Selection prior to fitting is the sole responsibility of the installer and end user.*

*Laminate doors cannot be altered in size.*

*Frame sizes must be the exact size for the door.*



SEADec ALBANY CREMA OAK 2 PANEL



**HAMPTON ALPINE OAK**  
1 PANEL SHAKER

AVAILABLE IN CLEAR OR OPAQUE GLASS



**CHESHIRE ALPINE OAK**  
1 PANEL SHAKER PRE-GLAZED



**KINGSTON CREMA OAK**  
2 PANEL

AVAILABLE IN CLEAR OR OPAQUE GLASS



**ALBANY CREMA OAK**  
2 PANEL PRE-GLAZED



**HAMPTON OAK NATURAL**  
1 PANEL SHAKER

AVAILABLE IN CLEAR OR OPAQUE GLASS



**CHESHIRE NATURAL OAK**  
1 PANEL SHAKER PRE-GLAZED



**LAMINATE DOORS** This range is designed for stability and high durability using a special coating that prolongs the lifespan of our doors. Choose from a wide range of quality internal doors available in the latest colour trends. Laminate doors cannot be altered in size as the sides are fully laminated. Frame sizes must be the exact size for the door.





**HAMPTON ARCTIC OAK**  
1 PANEL SHAKER



AVAILABLE IN CLEAR OR OPAQUE GLASS

**CHESHIRE ARCTIC OAK**  
1 PANEL SHAKER PRE-GLAZED



**AUGUSTA NATURAL OAK**  
4 PANEL SHAKER



AVAILABLE IN CLEAR OR OPAQUE GLASS

**COLUMBUS NATURAL OAK**  
4 PANEL SHAKER PRE-GLAZED



**LAMINATE DOORS** This new range is designed for stability and high durability using a special coating that prolongs the lifespan of our doors. Choose from a wide range of quality internal doors available in the latest colour trends. Laminate doors cannot be altered in size as the sides are fully laminated. Frame sizes must be the exact size for the door.





AVAILABLE IN CLEAR OR PRINTED GLASS



**BOSTON OAK LISMORE**  
GROOVE CURVED GLAZED



**BOSTON OAK PORTROE**  
GROOVE CURVED



**BOSTON OAK NEVADA**  
SHEETED



**BOSTON OAK NEVADA**  
CLEAR GLASS



**LAMINATE DOORS** This new range is designed for stability and high durability using a special coating that prolongs the lifespan of our doors. Choose from a wide range of quality internal doors available in the latest colour trends. Laminate doors cannot be altered in size as the sides are fully laminated. Frame sizes must be the exact size for the door. Our Boston door is made differently and has a painted lipping which can be resized.



# LAMINATE DOORS **SIZING GUIDE**

Kingston 2P Oak Crema	80x34	80x32	78x30	78x28	78x26	78x24		
Albany 2P Oak Crema	80x34	80x32	78x30	78x28				
Albany 2P Oak Crema Opaque	80x34	80x32	78x30	78x28				
Hampton 1P Oak Alpine	80x34	80x32	78x30	78x28	78x26	78x24		
Cheshire 1P Oak Alpine	80x34	80x32	78x30	78x28				
Cheshire 1P Oak Alpine Opaque	80x34	80x32	78x30	78x28				
Hampton 1P Oak Natural	80x34	80x32	78x30	78x28	78x26	78x24		
Cheshire 1P Oak Natural	80x34	80x32	78x30	78x28				
Cheshire 1P Oak Natural Opaque	80x34	80x32	78x30	78x28				
Hampton 1P Oak Arctic	80x34	80x32	78x30	78x28	78x26	78x24		
Cheshire 1P Oak Arctic	80x34	80x32	78x30	78x28				
Cheshire 1P Oak Arctic Opaque	80x34	80x32	78x30	78x28				
Augusta 4P Oak Natural	80x34	80x32	78x30	78x28	78x26	78x24		
Columbus 4P Oak Natural	80x34	80x32	78x30	78x28				
Columbus 4P Oak Natural Opaque	80x34	80x32	78x30	78x28				
Boston Oak Portroe	80x34	80x32	78x30	78x28	78x26	78x24	78x33	78x27
Boston Oak Lismore Clear/Opaque Glass	80x34	80x32	78x30	78x28			78x33	
Boston Oak Nevada	80x34	80x32	78x30	78x28	78x26	78x24	78x33	78x27
Boston Oak Nevada Clear Glass	80x34	80x32	78x30	78x28			78x33	

## Conversion Table

FEET	METRIC	INCHES
6ft 8ins x 2ft 10ins	2032mm x 864mm	80ins x 34ins
6ft 8ins x 2ft 8ins	2032mm x 813mm	80ins x 32ins
6ft 6ins x 2ft 6ins	1981mm x 762mm	78ins x 30ins
6ft 6ins x 2ft 4ins	1981mm x 711mm	78ins x 28ins
6ft 6ins x 2ft 2ins	1981mm x 660mm	78ins x 26ins
6ft 6ins x 2ft	1981mm x 610mm	78ins x 24ins
Additional Northern Ireland Sizes		
6ft 6ins x 2ft 9ins	1981mm x 838mm	78ins x 33ins
6ft 6ins x 2ft 3ins	1981mm x 686mm	78ins x 27ins

*Seadec doors are available in a choice of eight standard sizes.*





SEADec 4P COLUMBUS OAK OPAQUE

# IRISH LIFESTYLE

Our Seadec doors are crafted with durable oak wood, featuring intricate carvings and traditional panel designs, perfect for creating a warm and welcoming Irish-style home. We recommend using oak doors with a natural finish to highlight the wood's beautiful grain.



SEADec NEVADA OAK SHEETED

# TRADITIONAL TOUCH

# Natural Finish

To achieve a complete traditional Irish look, decorate with warm colors, incorporate Irish symbols, and add antique furniture and natural materials like stone, wool, and copper. Don't forget to include some Irish textiles and greenery to bring the charm of Ireland into your home with our Seadec oak doors.



SEADec NEVADA OAK



SEADec KINGSCOURT OAK

TRADITIONAL ELEGANCE



SEADec COLUMBUS OAK OPAQUE



# seadec OAK DOORS

---

**WHITE OAK DOORS** remain very popular both in traditional and contemporary ranges due to their rich finish. White primed skirting and architrave finished to contrast with oak door is becoming a bespoke finish. The beauty of oak is that it can be finished with complementary oak mouldings or contrasted.



*All Seadec oak doors come prefinished with high performance Crystal Shield*

*\*Seadec doors are natural products and we cannot guarantee the brochure colours will be an exact match to the actual product. Selection prior to fitting is the sole responsibility of the installer and end user.*





**ARIZONA OAK**  
9P CLEAR BEVEL GLASS





**NEVADA OAK**  
SHEETED



**HAMPTON OAK**  
1 PANEL SHAKER



AVAILABLE IN CLEAR OR OPAQUE GLASS

**CHESHIRE OAK**  
1 PANEL SHAKER PRE-GLAZED



**AUGUSTA OAK**  
4 PANEL SHAKER



AVAILABLE IN CLEAR OR OPAQUE GLASS

**COLUMBUS OAK**  
4 PANEL SHAKER PRE-GLAZED



**WHITE OAK** provides a richness that is hard to beat for your home. Our white oak doors are made to highest standards using American white oak veneers. All our Seadec oak doors come with crystal shield lacquer which provides a superior finish that can be easily appreciated when you touch our doors.



66 SEADec WATERFORD OAK 2 PANEL CLEAR GLASS WITH SEADec WHITE MOULDED SKIRTING & ARCHITRAVE

OAK DOORS



**KINGSCOURT OAK**  
4 PANEL



**WATERFORD OAK**  
2 TOP PANEL UNGLAZED



**WATERFORD OAK**  
2 TOP PANEL CLEAR GLASS



**WATERFORD OAK**  
2 TOP PANEL OPAQUE GLASS



**WHITE OAK** provides a richness that is hard to beat for your home. Our white oak doors are made to highest standards using American white oak veneers. All our Seadec oak doors come with crystal shield lacquer which provides a superior finish that can be easily appreciated when you touch our doors.



# OAK DOORS SIZING GUIDE

<b>Kingscourt 4P</b>	80x34	80x32	78x30	78x28	78x26	78x24	78x33	78x27
<b>Waterford 2P/2G Unglazed</b>	80x34	80x32	78x30	78x28			78x33	
<b>Longford 2P/2G Unglazed</b>	80x34	80x32	78x30	78x28			78x33	
<b>Nevada Sheeted</b>	80x34	80x32	78x30	78x28	78x26	78x24	78x33	78x27
<b>Arizona 9P Glazed</b>	80x34	80x32	78x30	78x28			78x33	
<b>Hampton 1P</b>	80x34	80x32	78x30	78x28	78x26	78x24	78x33	78x27
<b>Cheshire 1P Glazed</b>	80x34	80x32	78x30				78x33	
<b>Augusta 4P</b>	80x34	80x32	78x30	78x28	78x26	78x24	78x33	78x27
<b>Colombus 4P Glazed</b>	80x34	80x32	78x30				78x33	
<b>Waterford 2P/2G Glazed 1-6</b>	80x34	80x32	78x30	78x28			78x33	
<b>Waterford 2P/2G Clear Glass</b>	80x34	80x32	78x30	78x28			78x33	
<b>Waterford 2P/2G Opaque Glass</b>	80x34	80x32	78x30	78x28			78x33	

## Conversion Table

FEET	METRIC	INCHES
6ft 8ins x 2ft 10ins	2032mm x 864mm	80ins x 34ins
6ft 8ins x 2ft 8ins	2032mm x 813mm	80ins x 32ins
6ft 6ins x 2ft 6ins	1981mm x 762mm	78ins x 30ins
6ft 6ins x 2ft 4ins	1981mm x 711mm	78ins x 28ins
6ft 6ins x 2ft 2ins	1981mm x 660mm	78ins x 26ins
6ft 6ins x 2ft	1981mm x 610mm	78ins x 24ins
Additional Northern Ireland Sizes		
6ft 6ins x 2ft 9ins	1981mm x 838mm	78ins x 33ins
6ft 6ins x 2ft 3ins	1981mm x 686mm	78ins x 27ins

*Seadec doors are available in a choice of eight standard sizes.*



A close-up photograph of a white fire door hinge mechanism. The hinge is mounted on a white door frame and is shown in an open position. The hinge consists of a vertical metal plate with a screw and a diagonal metal arm. The door is partially visible on the left side of the frame.

**seadec**

# FIRE DOORS

---

**FIRE DOORS** Seadec offer a select range of doors in EI30, EI60 and FD30 to complement our existing door range. All of our fire doors are fully accredited by Fire Test Assessment reports, which are available on request and provide detailed information on the door's scope of use. It is essential that fire doors are fitted in accordance with the certification which will also explain specification of door frame, intumescent materials and ironmongery.



Fire Door Safety Features: Intumescent Fire Seal, Fire Rated Hinges and concealed closer.



Concealed Closer



Intumescent Seal



Fire Rated Hinges







44  
MM

EI 30



Concealed Closer



**EI30  
HAMPTON  
WHITE**  
1 PANEL SHAKER



**EI30  
NEVADA  
WHITE**  
SHEETED



**EI30  
YORK  
WHITE**  
GROOVED 2 PANEL



**EI30  
NEWBURY  
WHITE**  
GROOVED 1 PANEL



**FD30  
CHESHIRE  
WHITE**  
1 PANEL CLEAR PRE-GLAZED



**EI30  
TRENTON  
WHITE**  
1 PANEL SHAKER STEPPED

We now offer a select range of white primed and oak doors in EI30 / FD30 (30 minute rating) to complement our existing door range. All of our fire doors are fully accredited by Fire Test Assessment reports, which are available on request and provide detailed information on the door's scope of use. It is essential that fire doors are fitted in accordance with the certification which will also explain specification of the door frame, intumescent materials and ironmongery.



**44**  
MM

  
FD 30

  
EI 30



**EI30**  
**UTAH**  
**OAK**  
LADDER EFFECT



**FD30**  
**KINGSCOURT**  
**OAK**  
4 PANEL



**FD30**  
**HAMPTON**  
**OAK**  
1 PANEL SHAKER



**FD30**  
**CHESHIRE**  
**OAK**  
1 PANEL SHAKER  
CLEAR PRE-GLAZED

We now offer a select range of white primed and oak doors in EI30 / FD30 (30 minute rating) to complement our existing door range. All of our fire doors are fully accredited by Fire Test Assessment reports, which are available on request and provide detailed information on the door's scope of use. It is essential that fire doors are fitted in accordance with the certification which will also explain specification of door frame, intumescent materials and ironmongery.

# FIRE DOORS



EI30 FIRE FRAME



EI60 FIRE FRAME

Irmade are European leaders in fire doors and their reputation has been built on quality of product. All Irmade doors are backed up by certification from BWF Certifire and Afiti. All fire doors are supported by fully accredited Fire Test Assessment reports, It is essential that fire doors are fitted in accordance with the certification which will also explain the specification of door frame, intumescent materials and ironmongery.

Veneered and print finished doors have 2 coats of high quality UV clear acrylic satin finish - this finish provides a quality surface, enhancing the doors natural beauty. Glazing options - we can offer clear glass in EI30 or EI60.

## *Stay Safe with Irmade Fire Door Solutions*

- Tests as per EN 1634-1 and BS476.22 Standards
- Fire doors certified by accredited laboratories
- Factory approved glazing
- Bespoke design and dimensions
- Acoustic and Security Options
- Tested with Astra, Rutland, concealed door closers



**EI30 / EI60**  
FIRE RATING



**THERMAL**  
TRANSMISSION



**HIGH**  
DURABILITY



**ANTISMOKE**  
SEAL



**MOBILITY**  
SUITABLE





**EI30 / EI60 FIRE DOOR  
WHITE**  
WHITE PRIMED FLUSH



**EI30 / EI60 FIRE DOOR  
GREY DESIGN**  
PREFINISHED FLUSH




**EI30 / EI60 FIRE DOOR  
OAK VENEERED**  
PREFINISHED FLUSH

## THESE GLASS DOORS ARE AVAILABLE IN

- White Primed
- Grey Design Prefinished
- Oak Veneered Prefinished

### EI 30 / EI 60 GLASS FIRE DOORS


MODEL	CLEAR EI30	CLEAR EI60
DFG56	X	X
DFG34	X	X
DFG01	X	X
DFG41	X	
DFG20	X	X




DFG56




DFG34




DFG01



DFG41



DFG20



**IRMADE** are European leaders in fire doors and their reputation has been built on quality of product. All Irmade doors are backed up by certification and fully accredited Fire Test Assessment reports. Uniquely, Irmade fire doors can be cut for vision panels as they have a solid chipboard core, unlike many competitors which have semi-solid cores. EI30 Doors with EI glass are 44mm with 15mm glass and the EW Glass has a thickness of 7mm. EI60 door are 54mm thick and have EI60 glass with a thickness of 23mm.



# IRMADE FIRE DOOR OPAL RANGE

M.T.O

Irmade are European leaders in fire doors and their reputation has been built on quality of product. Through the Opal range we offer a large selection of high quality prefinished printed design colours to choose from. These prints create unbelievable colours with depth and character which also deliver consistency between every door which is vital for high quality finish on large projects.

We would be happy to meet with you to help create a finish and specification for your project, please note that the minimum order from the Opal range is 200 doors per colour.

---

M.T.O - Made to Order.


Available for large projects only.

Large selection of colours available.

**Minimum order 200 doors.**

*Available only in flush EI30 & EI60 Firedoors.*


---



SD101VG




SD201VG



SD301VG




SD701HG



SD401VG



SD501VG



SD601VG

**HG** HORIZONTAL GRAIN

**VG** VERTICAL GRAIN



# FIRE DOORS SIZING GUIDE

SEADec PANEL EI30										
Kingscourt Oak 4P FD30	80x34	80x32	78x30	78x28	78x26	78x24	78x33	2040 x 926	2040 x 826	
Hampton Oak 1P FD30	80x34	80x32	78x30	78x28	78x26	78x24	78x33			
Hampton Primed 1P	80x34	80x32	78x30	78x28	78x26	78x24	78x33			
Trenton Primed 1P Stepped	80x34	80x32	78x30	78x28	78x26	78x24	78x33			
Cheshire Oak FD30	80x34	80x32	78x30				78x33			
Cheshire White FD30	80x34	80x32	78x30				78x33			
Nevada White	80x34	80x32	78x30	78x28	78x26	78x24	78x33	2040 x 926	2040 x 826	
York White	80x34	80x32	78x30	78x28	78x26	78x24	78x33	2040 x 926	2040 x 826	
Newbury White	80x34	80x32	78x30	78x28	78x26	78x24	78x33	2040 x 926	2040 x 826	
Utah Oak Ladder Effect	80x34	80x32	78x30	78x28		78x24	78x33			
SEADec GROOVED EI30										
Colorado	80x34	80x32	78x30				78x33	2040 x 926		
Utah	80x34	80x32	78x30	78x28	78x26	78x24	78x33	2040 x 926		
Ohio	80x34	80x32	78x30				78x33	2040 x 926		
Idaho	80x34	80x32	78x30				78x33	2040 x 926		
Dakota	80x34	80x32	78x30	78x28	78x26	78x24	78x33	2040 x 926		
SEADec GLAZED CLEAR EI30										
DFG01	80x34	80x32	78x30	78x28	78x26	78x24	78x33	2040 x 926		
DFG34	80x34	80x32	78x30				78x33	2040 x 926		
DFG41	80x34	80x32	78x30	78x28	78x26	78x24	78x33	2040 x 926		
DFG56	80x34	80x32	78x30	78x28			78x33	2040 x 926		

SEADec FLUSH EI30											
White Primed	80x34	80x32	78x30	78x28	78x26	78x24	78x33	2040 x 926	2040 x 826	2040 x 726	2040 x 626
Oak Prefinished	80x34	80x32	78x30	78x28	78x26	78x24	78x33	2040 x 926	2040 x 826	2040 x 726	2040 x 626
Printed Grey	80x34	80x32	78x30	78x28	78x26	78x24	78x33	2040 x 926	2040 x 826	2040 x 726	2040 x 626
SEADec GLAZED FD60 CLEAR											
White Primed	80x34	80x32	78x30					2040 x 926	2040 x 826	2040 x 726	
Oak Prefinished	80x34	80x32	78x30					2040 x 926	2040 x 826	2040 x 726	
Printed Grey	80x34	80x32	78x30					2040 x 926	2040 x 826	2040 x 726	

## Conversion Table

FEET	METRIC	INCHES
6ft 8ins x 2ft 10ins	2032mm x 864mm	80ins x 34ins
6ft 8ins x 2ft 8ins	2032mm x 813mm	80ins x 32ins
6ft 6ins x 2ft 6ins	1981mm x 762mm	78ins x 30ins
6ft 6ins x 2ft 4ins	1981mm x 711mm	78ins x 28ins
6ft 6ins x 2ft 2ins	1981mm x 660mm	78ins x 26ins
6ft 6ins x 2ft	1981mm x 610mm	78ins x 24ins
Additional Northern Ireland Sizes		
6ft 6ins x 2ft 9ins	1981mm x 838mm	78ins x 33ins
6ft 6ins x 2ft 3ins	1981mm x 686mm	78ins x 27ins



Fire Door Safety Features: **Intumescent Fire Seal, Fire Rated Hinges and Concealed closer.**

SEADEC E130 HAMPTON 1P SHAKER WHITE PRIMED  
*\*Finished on site to custom colour*

# TECHNICAL INFORMATION

---


Fire doors are crucial for passive fire protection in buildings like hospitals, schools and homes. Nowadays, there is a growing demand for high quality fire doors in apartments, duplexes, and three-story houses. Seadec strives to offer superior solutions by prioritizing fire protection, design and environmental management.

## About EN 1634.1

Since 2019 and the impact caused by Brexit we have focused on upgrading our fire door certification from BS476.22 which was the older British standard to the new European standard EN 1634.1. EN 1634.1 as a fire test is more difficult to achieve. A combination of factors including more intensive exposure to heat, air pressure and a more accurate measurement of heat transfer through the door means that the EN 1634.1 test is a lot more onerous for a fire door to pass.

## About EN 1634.3

There are areas within buildings where the fire doors also need to protect against the movement of smoke in the event of a fire. This is a separate test to a fire test and is certified under EN 1634.3. Doors located in areas such as apartment front entrances, riser doors, hallway doors & stairwell doors usually require smoke control. It is important that the fire doors used in these situations have certification available for fire (EN 1634.1, and smoke control EN 1634.3.)



SEADec EI30 FIRE DOOR WITH DOOR CLOSER, INTUMESCENT STRIPS AND FIRE DOOR HINGES.

### Acoustics

Apartment front entrance doors require a minimum value of 29db as per part E of the technical Guidance Documents. At Seadec, we can provide a range of doors that will comply with this requirement.

At Seadec, we are working constantly to ensure our fire doors comply with will the regulatory requirements for fire safety in Irish buildings.

### Installation

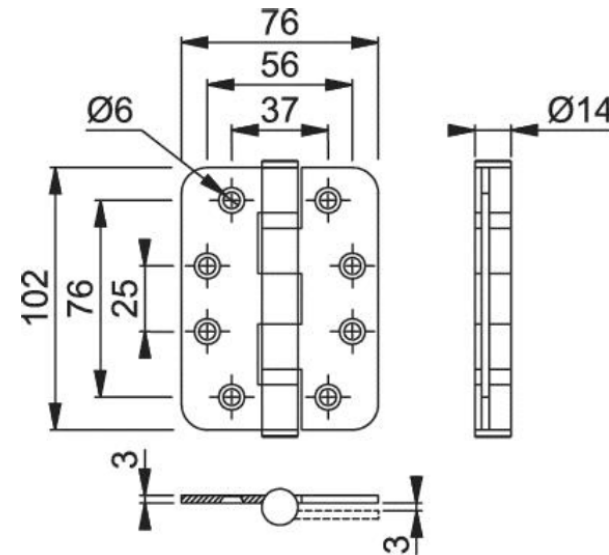
One of the most critical aspects for fire door sets insitu is their installation on site. In order to make it easier for contractors to ensure that our doors are correctly installed, we have produced a complete installation guide. This is available on-line at [www.seadec.ie](http://www.seadec.ie).

### Hinges/locks and other ironmongery

Certification under EN1634.1 is easiest to comply with when the fire door set is assembled using door set components that are specified from within our fire door certification documents. These reports are available for all our fire tested doors. It provides a list of all door set components that can be used with our door, and that have been assessed and approved by the test house who initially fire tested the door.

### Hinges

The appropriate hinges to use with our doors are Grade 13, CE marked, certified under EN 1634.2 and are of a size 102mm x 76mm.



Approved hinge dimensions and hinge locations for Seadec EI30 certified doors. For the list of approved hinges, please refer to the relevant certification documents.

All hinges used with Seadec doors require the use of 1mm interdens behind them. This provides for extra protection in the event of a fire, and also for additional protection from the spread of smoke.



# Fire Doors **Requirements**

## **1** Door Closers

Fire resistant doors should be fitted with a door closer that is successfully tested to BS EN 1154 or BS EN 1155. Certifire is an additional reassurance of a quality product.

## **2** Door Hinges

All hinges should comply with BS EN 1935 and be Certifire approved. Intumescent hinge pads must be used for compliance.

## **3** Fire Door Signage

Should comply to BS EN 1634-1 & BS 8214

## **4** Door Handles

Should comply to BS EN 1634-1 & BS 8214

## **5** Locks and Latches

Lock / Latches should be recommended as per fire door certification documents. Intumescent lock or latch kits must be used for compliance.

## **6** Automatic Drop Down Seals

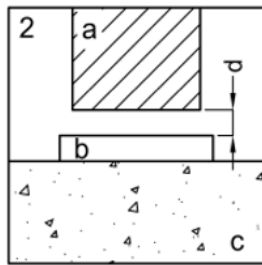
These can help in the reduction of contaminants & passage of smoke. You should only use the ones listed in the fire door certification documents.

## **7** Intumescent Strips

Intumescent strips and cold smoke seals to resist the passage of smoke and fire should be tested to BS 476 Part 22 and Part 31.1 or EN 1634-3

### Thresholds

Under EN 1634.1 certification thresholds should only be used under fire doors with a rating of 30 minutes or less. The correct threshold detail is shown below.



B = Timber threshold, minimum density must be 600kg/m<sup>3</sup>. If alternative thresholds are to be used, they will need to be approved by the fire engineer before use.

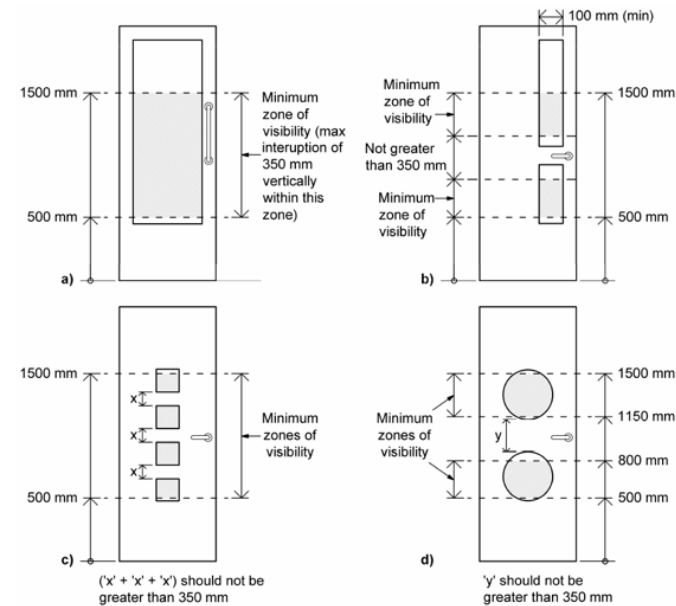
### Concealed door closers

At Seadec, we have tested our fire doors extensively with surface mounted door closers, and also concealed door closers. Our flush doors can be used with Astra, Assa Abloy and Rutland concealed door closers. For additional information on fitting and protecting with intumescent material, please refer to our fire door certification documents.



### Vision Panels

At Seadec, many of our fire doors can be supplied with vision panels compliant with part M of the Technical Guidance Documents. For glass types allowed for each of our fire doors, please refer to our fire door certification documents. Installation of the vision panels should be also as per the details outlined on our fire certification documents.



### Grooves

In order to add some character to fire doors, specifiers may often design them with grooved options such as our Utah, Dakota or Colorado doors. Within our fire door certification documents a list approved groove door designs can be found.

# STRUCTURAL OPENINGS

It is important that the structural openings for fire door sets should be large enough to receive the fire door set correctly, and can be correctly fire stopped using an approved fire retardant product. A list of proposed structural opening sizes is shown below for our door sizes.

Door Width mm	Height mm	Door Undercut mm*	Threshold to 20mm**	Structural Width	Height
926	2040	5	20	1016	2110
826	2040	5	20	916	2110
726	2040	5	20	816	2110
626	2040	5	20	716	2110
526	2040	5	20	616	2110
426	2040	5	20	516	2110
864	2032	5	20	954	2002
813	2032	5	20	903	2002
762	1981	5	20	852	2051
711	1981	5	20	801	2051
660	1981	5	20	750	2051
610	1981	5	20	700	2051

\*Refer to Fire Door certification documents for the maximum undercut allowed for each door type.

\*\* Height shown allows for 20mm threshold.

## Fire Stopping

The gap between the structural opening and the back of the door frame must be kept as small as possible. It must be completed with fire stopping material. This helps to stop the spread of fire and smoke. Please refer to our fire certification documents to review what fire stopping materials are allowed with each door type. It is always a good idea to have this material approved by your fire engineer before installing. Installation should be by a properly trained individual.







In order to provide the maximum confidence in your fire door set, **Seadec have introduced a 3rd party accreditation scheme – Seadec Manucheck.** This is to audit independently, the manufacturing process of door set manufacturers.

*There are 3 elements to the audit:*

**Manufacturing process**

The joinery is audited to ensure that the manufacturing process is managed to a high standard and that work flows within the joinery are ideally suited for fire door set manufacturing.

**Traceability**

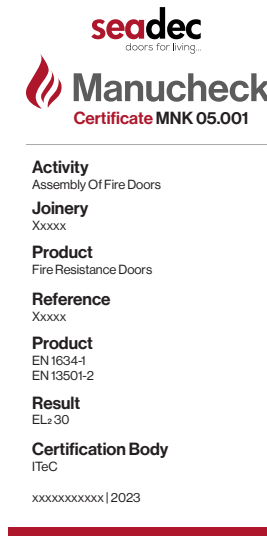
The fire door set assembler is required to show that all door set components, such as hinges, locks fire seals etc that have been used to make up fire door sets with Seadec doors, are compliant with our fire door certification documents.

**Calibration**

The door set manufacturer must show that during the production process a sample of manufactured door sets are tested for important details such as location of hinges, gaps between the door and door frame, to ensure that all door sets are being correctly manufactured.

**Seadec Manucheck** is audited by an independent assessment body who are notified to the EU and qualified to carry out the audits.

For additional peace of mind when ordering fire door sets, please contact Seadec to receive a list of accredited fire door set manufacturers.





## 1 **Enhanced Transparency**

Seadec Manucheck provides a clear detailing of approved configurations and door set components, ensuring transparency in product specifications and compliance.

## 2 **Confidence and Credibility**

Architects, fire officers, contractors, building managers, management companies, housing assurance agencies, housing associations, home buyers, and landlords all gain confidence in the quality and safety of the fire doors.

## 3 **Safety Assurance**

With Seadec Manucheck, safety is paramount. The program guarantees that fire doors meet stringent safety standards, reducing the risk of fire-related incidents.

## 4 **Compliance and Peace of mind**

Manucheck ensures that all products are in compliance with industry regulations, offering peace of mind to all parties involved in construction and property management.

## 5 **Streamlined Projects**

Using Manucheck-certified components simplifies project planning and execution, as it eliminates the guesswork related to doorset specifications.

## 6 **Time and Cost Savings**

By avoiding potential complications arising from non-compliant products, the Manucheck program saves time and costs associated with rework and legal issues.

## 7 **Long-Term Reliability**

Seadec Manucheck certification signifies long-term product reliability and performance, reducing the need for frequent replacements and maintenance.



# seadec Manucheck FAQs

## Who can benefit from Seadec Manucheck?

Architects, fire officers, contractors, building managers, management companies, housing assurance agencies, housing associations, home buyers, landlords, and joinery providers all benefit from the program.

## How does Seadec Manucheck enhance transparency?

The program offers clear detailing of approved configurations and door set components, making product specifications and compliance transparent.

## Why is credibility important for joinery providers?

Credibility showcases joinery providers as reliable and correctly certified sources for fire doors and components, instilling confidence in their products.

## What safety benefits does Seadec Manucheck offer?

The program ensures that fire doors meet stringent safety standards, reducing the risk of fire-related incidents.

## How can Seadec Manucheck streamline construction projects?

It simplifies project planning and execution by eliminating guesswork related to doorset specifications, saving time and costs.

## What is the long-term impact of Seadec Manucheck certification?

The certification signifies long-term product reliability and performance, reducing the need for frequent replacements and maintenance.

## What are the main Seadec Manucheck benefits?

- Independent 3rd party approved certification for fire doorset manufacturers.
- Independent audit of Manufacturing processes in the Joinery.
- Assurance that the correct doorset components have been used.
- Continuous sampling and calibration.
- Audits are carried out in house on an annual basis.
- Desk audits are carried out periodically if required.
- The Auditing body in ITEC who are independent of Seadec.
- ITEC is an EU notified auditing body for construction products.

Seadec Manucheck provides certainty that the fire door sets supplied to your projects are correctly manufactured and certified. It reduces the amount of time taken to assess specifications and approve them.

## Where can I learn more about Seadec Manucheck?

For more in-depth information on the benefits of Manucheck, please visit the following link <https://www.seadec.ie/manucheck/>



**seadec**

---

## Optima Mouldings

# SEADEC DELUXE PRIMED MOULDINGS Solid Wood Core FJ

Our newest Seadec product, Optima Mouldings, represents the highest standard of luxury with its premium quality architrave and skirting, expertly crafted and primed for a deluxe finish. At its core lies solid wood, ensuring durability and a touch of natural beauty. With meticulous attention to detail and the finest materials, Seadec Doors continues to redefine excellence in mouldings, setting a new standard in sophistication and aesthetics for discerning customers.



The mark of  
responsible forestry

# Solid Wood Core FJ Mouldings

**Superior Material Choice:** Finger-jointed solid wood is recognised as a superior material for timber moulding profiles.

**Longevity and Durability:** Finger-jointed mouldings exhibit exceptional durability, leading to reduced risk of early replacements and potential long-term cost savings.

**Ease of Installation:** This material is known for its ease of installation, making it a convenient choice for various projects.

**Cost-Effectiveness:** They are typically more affordable than using a single, long piece of solid wood, making it a cost-effective option.


**Enhanced Stability:** Finger-jointing process reinforces the stability of solid wood, reducing warping, twisting, or bowing that can occur in natural wood.

**Sustainable Choice:** Utilising shorter pieces through finger-jointing promotes sustainable forestry practices and efficient use of resources. Optima Mouldings are 100% FSC certified.





144 X 18 X 4200mm  
**CHAMFERED**  
**SKIRTING DELUXE PRIMED**  
 SOLID WOOD CORE FJ



144 X 18 X 4200mm  
**SHAKER**  
**SKIRTING DELUXE PRIMED**  
 SOLID WOOD CORE FJ



144 X 18 X 4200 mm  
**CONTEMPORARY**  
**SKIRTING DELUXE PRIMED**  
 SOLID WOOD CORE FJ



78 X 18 X 2185mm / 94 X 18 X 2185mm  
**CHAMFERED**  
**ARCHITRAVE DELUXE PRIMED**  
 SOLID WOOD CORE FJ



94 X 18 X 2185mm  
**SHAKER**  
**ARCHITRAVE DELUXE PRIMED**  
 SOLID WOOD CORE FJ




94 X 18 X 2185mm  
**CONTEMPORARY**  
**ARCHITRAVE DELUXE PRIMED**  
 SOLID WOOD CORE FJ



144 X 18 X 4200 mm  
**MOULDED**  
**SKIRTING DELUXE PRIMED**  
 SOLID WOOD CORE FJ



180 X 18 X 4200 mm  
**GRANGE**  
**SKIRTING DELUXE PRIMED**  
 SOLID WOOD CORE FJ




180 X 18 X 4200 mm / 210 X 18 X 4200 mm  
**VICTORIAN**  
**SKIRTING DELUXE PRIMED**  
 SOLID WOOD CORE FJ



69 X 18 X 2185mm / 94 X 18 X 2185mm  
**MOULDED**  
**ARCHITRAVE DELUXE PRIMED**  
 SOLID WOOD CORE FJ



94 X 18 X 2185mm  
**GRANGE**  
**ARCHITRAVE DELUXE PRIMED**  
 SOLID WOOD CORE FJ



94 X 18 X 2185mm  
**VICTORIAN**  
**ARCHITRAVE DELUXE PRIMED**  
 SOLID WOOD CORE FJ



108/134/144 X 30mm (2 x 2150mm, 1 x 1050mm)  
**DOOR FRAME SET (INCL. DOOR STOP)**  
 SOLID WOOD CORE FJ & MDF STOP



108/134 X 44MM (2 x 2125MM, 1 x 1000MM)  
**DOOR FRAME REBATED**  
 SOLID WOOD CORE FJ



22 X 55mm  
**T-LIPPING**  
 SOLID WOOD CORE FJ



194/219/244/294 X 25 X 3660MM  
**WINDOW BOARD**  
 SOLID WOOD CORE FJ



108/133 X 44 X 2100 mm  
**DOOR FRAME REBATED FD30/EI30 (FIRE RATED)**  
 SOLID WOOD CORE FJ





## Optima Mouldings

DELUXE PRIMED <b>CHAMFERED ARCHITRAVE</b> SOLID WOOD CORE FJ	78 X 18 X 2185MM	H1010075
DELUXE PRIMED <b>CHAMFERED ARCHITRAVE</b> SOLID WOOD CORE FJ	94 X 18 X 2185MM	H1010076
DELUXE PRIMED <b>CHAMFERED SKIRTING</b> SOLID WOOD CORE FJ	144 X 18 X 4200MM	H1010077
DELUXE PRIMED <b>SHAKER ARCHITRAVE</b> SOLID WOOD CORE FJ	94 X 18 X 2185MM	H1010078
DELUXE PRIMED <b>SHAKER SKIRTING</b> SOLID WOOD CORE FJ	144 X 18 X 4200MM	H1010079
DELUXE PRIMED <b>VICTORIAN ARCHITRAVE</b> SOLID WOOD CORE FJ	94 X 18 X 2185MM	H1010080
DELUXE PRIMED <b>VICTORIAN SKIRTING</b> SOLID WOOD CORE FJ	180 X 18 X 4200MM	H1010081
DELUXE PRIMED <b>VICTORIAN SKIRTING</b> SOLID WOOD CORE FJ	210 X 18 X 4200MM	H1010082
DELUXE PRIMED <b>GRANGE ARCHITRAVE</b> SOLID WOOD CORE FJ	94 X 18 X 2185MM	H1010083
DELUXE PRIMED <b>GRANGE SKIRTING</b> SOLID WOOD CORE FJ	180 X 18 X 4200MM	H1010084
DELUXE PRIMED <b>CONTEMPORARY ARCHITRAVE</b> SOLID WOOD CORE FJ	94 X 18 X 2185MM	H1010088
DELUXE PRIMED <b>CONTEMPORARY SKIRTING</b> SOLID WOOD CORE FJ	144 X 18 X 4200MM	H1010089
DELUXE PRIMED <b>MOULDED ARCHITRAVE</b> SOLID WOOD CORE FJ	69 X 18 X 2185MM	H1010090
DELUXE PRIMED <b>MOULDED ARCHITRAVE</b> SOLID WOOD CORE FJ	94 X 18 X 2185MM	H1010091
DELUXE PRIMED <b>MOULDED SKIRTING</b> SOLID WOOD CORE FJ	144 X 18 X 4200MM	H1010092
DELUXE PRIMED <b>108 X 44MM REBATED DOOR FRAME SET</b>	2 x 2 125MM, 1x 1000MM	H1010086
DELUXE PRIMED <b>134 X 44MM REBATED DOOR FRAME SET</b>	2 x 2 125MM, 1x 1000MM	H1010087
DELUXE PRIMED <b>REBATED DOOR FRAME SET FD30/EI30 (Fire Rated)</b>	108 X 44 X 2100MM	H1010072
DELUXE PRIMED <b>REBATED DOOR FRAME SET FD30/EI30 (Fire Rated)</b>	133 X 44 X 2100MM	H1010073
DELUXE PRIMED <b>108 X 30MM DOOR FRAME SET (Incl. Stop)</b>	2 x 2150MM, 1x 1050MM	H1010102
DELUXE PRIMED <b>134 X 30MM DOOR FRAME SET (Incl. Stop)</b>	2 x 2150MM, 1x 1050MM	H1010074
DELUXE PRIMED <b>144 X 30MM DOOR FRAME SET (Incl. Stop)</b>	2 x 2150MM, 1x 1050MM	H1010101
DELUXE PRIMED <b>WINDOW BOARD</b> SOLID WOOD CORE FJ	194 X 25 X 3660MM	H1010093
DELUXE PRIMED <b>WINDOW BOARD</b> SOLID WOOD CORE FJ	219 X 25 X 3660MM	H1010094
DELUXE PRIMED <b>WINDOW BOARD</b> SOLID WOOD CORE FJ	244 X 25 X 3660MM	H1010095
DELUXE PRIMED <b>WINDOW BOARD</b> SOLID WOOD CORE FJ	294 X 25 X 3660MM	H1010096



**seadec**

---

# SEADDEC MDF MOULDINGS

## Moisture Resistant

---


At Seadec, we specialize in crafting skirting and architrave products using MDF material. Our white-primed options offer versatility, allowing you to personalize and match your interior design preferences effortlessly. With Seadec MDF Mouldings, you can trust in our commitment to delivering durable and elegant molding solutions that elevate any space.

## MDF **Moisture Resistant** Mouldings

**Versatility:** MDF mouldings are highly versatile and can be easily shaped and crafted into a variety of intricate designs, making them suitable for various architectural styles.

**Smooth Finish:** MDF's dense and consistent texture results in a smooth, uniform finish when painted, ensuring a polished and aesthetically pleasing appearance.

**Easy Installation:** MDF mouldings are lightweight and easy to work with, simplifying the installation process for both professionals and DIY enthusiasts.



Visit [seadec.ie](https://seadec.ie) for more product information and images



## MDF MR White Primed Skirting

---



144 X 18 X 4200 mm  
WHITE **SHAKER**  
SKIRTING PRIMED



144 X 18 X 4200 mm  
WHITE **CONTEMPORARY**  
SKIRTING PRIMED



180/210 X 22 X 4200 mm  
WHITE **VICTORIAN**  
SKIRTING PRIMED



180 X 22 X 4200 mm  
WHITE **GRANGE**  
SKIRTING PRIMED

## MDF MR White Primed Architrave

---



94 X 18 X 2185 mm  
WHITE **SHAKER**  
ARCHITRAVE PRIMED



94 X 18 X 2185 mm  
WHITE **CONTEMPORARY**  
ARCHITRAVE PRIMED



94 X 22 X 2185 mm  
WHITE **VICTORIAN**  
ARCHITRAVE PRIMED




94 X 22 X 2185 mm  
WHITE **GRANGE**  
ARCHITRAVE PRIMED

## MDF MR White Primed Skirting

---



169 X 18 X 4200 mm  
WHITE **GEORGIAN**  
SKIRTING PRIMED



144 X 18 X 4200 mm  
WHITE **DOUBLE SHAKER**  
SKIRTING PRIMED




144 X 18 X 4200 mm  
WHITE **MOULDED**  
SKIRTING PRIMED




144 X 18 X 4200 mm  
WHITE **CHAMFERED**  
SKIRTING PRIMED

## MDF MR White Primed Architrave

---




94 X 18 X 2185 mm  
WHITE **GEORGIAN**  
ARCHITRAVE PRIMED



94 X 18 X 2185 mm  
WHITE **DOUBLE SHAKER**  
ARCHITRAVE PRIMED



69/94 X 18 X 2185 mm  
WHITE **MOULDED**  
ARCHITRAVE PRIMED



78/94 X 18 X 2185 mm  
WHITE **CHAMFERED**  
ARCHITRAVE PRIMED

**FSC® certified.**

## **MDF MR White Primed Skirting & Architrave profiles**


**White primed** skirting and architrave continue to grow in popularity, allowing for customised finishes. This range can be used to match our white primed doors or will also complement our oak and walnut door range. Our profiles are made from moisture-resistant mdf. All our white primed mdf profiles are **FSC® certified.**



**WHITERIVER WHITE  
PRIMED CHAMFERED**




**WHITERIVER WHITE  
PRIMED MOULDED**




**WHITERIVER WHITE  
PRIMED CONTEMPORARY**



**WHITERIVER WHITE  
PRIMED DOUBLE SHAKER**



**WHITERIVER WHITE  
PRIMED SHAKER**



**WHITERIVER WHITE  
PRIMED GEORGIAN**




**WHITERIVER WHITE  
PRIMED VICTORIAN**




**WHITERIVER WHITE  
PRIMED GRANGE**

# MDF MR Plinth Blocks

Our primed plinth blocks provide an elegant trim option for door casings and other architectural details. We offer a variety of sizes and styles. Plinth Blocks are available for all primed mouldings.



PLINTH BLOCKS  
PRIMED MOULDINGS



**104 X 25MM PLINTH BLOCKS**  
88/104 X 150 X 25MM



**104 X 30MM PLINTH BLOCKS**  
104 X 190 X 30MM



**WHITE PRIMED HOCKEY STICK**  
32 X 18 X 2195MM

PLINTH BLOCKS

# MDF MR White Prime Mouldings

WHITE PRIMED <b>CHAMFERED ARCHITRAVE</b> MDF MR	78 X 18 X 2185MM	H1010001
WHITE PRIMED <b>CHAMFERED ARCHITRAVE</b> MDF MR	94 X 18 X 2185MM	H1010016
WHITE PRIMED <b>CHAMFERED SKIRTING</b> MDF MR	144 X 18 X 4200MM	H1010002
WHITE PRIMED <b>SHAKER ARCHITRAVE</b> MDF MR	94 X 18 X 2185MM	H1010010
WHITE PRIMED <b>SHAKER SKIRTING</b> MDF MR	144 X 18 X 4200MM	H1010009
WHITE PRIMED <b>DOUBLE SHAKER ARCHITRAVE</b> MDF MR	94 X 18 X 2185MM	H1010059
WHITE PRIMED <b>DOUBLE SHAKER SKIRTING</b> MDF MR	144 X 18 X 4200MM	H1010060
WHITE PRIMED <b>VICTORIAN ARCHITRAVE</b> MDF MR	94 X 22 X 2185MM	H1010005
WHITE PRIMED <b>VICTORIAN SKIRTING</b> MDF MR	180 X 22 X 4200MM	H1010006
WHITE PRIMED <b>VICTORIAN SKIRTING</b> MDF MR	210 X 22 X 4200MM	H1010015
WHITE PRIMED <b>GRANGE ARCHITRAVE</b> MDF MR	94 X 22 X 2185MM	H1010007
WHITE PRIMED <b>GRANGE SKIRTING</b> MDF MR	180 X 22 X 4200MM	H1010008
WHITE PRIMED <b>CONTEMPORARY ARCHITRAVE</b> MDF MR	94 X 18 X 2185MM	H1010026
WHITE PRIMED <b>CONTEMPORARY SKIRTING</b> MDF MR	144 X 18 X 4200MM	H1010025
WHITE PRIMED <b>MOULDED ARCHITRAVE</b> MDF MR	69 X 18 X 2185MM	H1010022
WHITE PRIMED <b>MOULDED ARCHITRAVE</b> MDF MR	94 X 18 X 2185MM	H1010003
WHITE PRIMED <b>MOULDED SKIRTING</b> MDF MR	144 X 18 X 4200MM	H1010004
WHITE PRIMED <b>HOCKEY STICK</b> MDF MR	32 X 18 X 2195MM	H1010019
WHITE PRIMED <b>T-LIPPING</b>	22 X 55MM	H1010035
WHITE PRIMED <b>PLINTH BLOCKS FOR 18MM ARCHITRAVE</b> MDF MR	88 X 25 X 150MM	H1010011
WHITE PRIMED <b>PLINTH BLOCKS FOR 18MM ARCHITRAVE</b> MDF MR	104 X 25 X 150MM	H1010012
WHITE PRIMED <b>PLINTH BLOCKS FOR 22MM ARCHITRAVE</b> MDF MR	104 X 30 X 190MM	H1010013







SEADEC CARRICK 1P SHAKER DOUBLE HIP CLEAR GLASS WITH SEADEC SHAKER SKIRTING & ARCHITRAVE

**seadec**

---

# SEADEC OAK MOULDINGS

## Skirting & Architrave

---

Oak mouldings specially designed with a mixed wood core to ensure a perfect style match with oak doors. Pre-finished to a very high standard, providing a quality and durable closed pore finish.



# Oak Mouldings

**Perfect Style Match:** The mixed wood core is designed to ensure a seamless and perfect style match with oak doors. This creates a cohesive and aesthetically pleasing look for internal doors, architrave, and mouldings.

**Quality:** The pre-finished mouldings demonstrate a commitment to quality craftsmanship. This attention to detail enhances the overall appeal of your products and reflects positively on your brand.

**Durability:** The pre-finished, closed-pore finish not only adds to the visual appeal but also enhances the durability of the mouldings. This ensures a long-lasting and robust solution for your customers, contributing to customer satisfaction.

**Versatility:** The mouldings can be used for various applications, including internal doors and architrave. This versatility makes them suitable for a range of interior design styles and preferences.

**Easy Installation:** With pre-finished mouldings, the installation process becomes more straightforward. This can be particularly appealing to customers who may not have the time or expertise for extensive finishing work.



## Oak Skirting

---



119/144 X 18 X 3600mm  
**MOULDED**  
**OAK SKIRTING**  
PRE-FINISHED




144 X 18 X 3600mm  
**CONTEMPORARY**  
**OAK SKIRTING**  
PRE-FINISHED




144 X 18 X 3600mm  
**CHAMFERED**  
**OAK SKIRTING**  
PRE-FINISHED

## Oak Architrave

---



69/94 X 18 X 2185mm  
**MOULDED**  
**OAK ARCHITRAVE**  
PRE-FINISHED



78 X 18 X 2185mm  
**CONTEMPORARY**  
**OAK SKIRTING**  
PRE-FINISHED

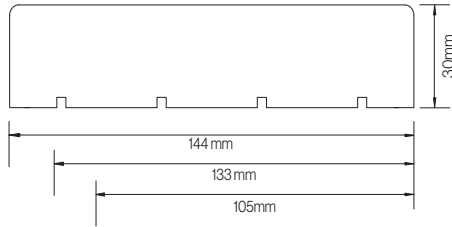


78 X 18 X 2185mm  
**CHAMFERED**  
**OAK SKIRTING**  
PRE-FINISHED

# Engineered Oak Door Frame, Stop & Liner



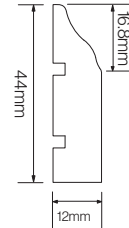
**105/133/144MM  
OAK DOOR FRAME**  
Varnished (Whiteriver)



**DOOR FRAME**  
105mm/133mm/144mm x 30mm



**44MM DOOR STOP**  
12 X 44MM (INCLUDED IN DOOR FRAME SET)



**44MM X 12MM OAK  
DOOR LINER**  
Varnished



**94MM X 12MM OAK  
DOOR LINER**  
Varnished



**140MM X 1000MM OAK  
DOOR SADDLE**  
Prefinished

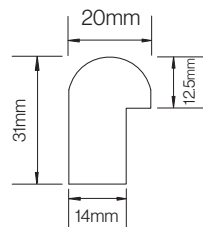
## T-LIPPINGS



**SOLID OAK T-LIPPING**  
22X55MM



**OAK HOCKEY STICK**  
20MM X 31MM




# Oak Mouldings Profiles



**WHITERIVER OAK  
MOULDED (119/69mm)**



**WHITERIVER OAK  
MOULDED (144/94mm)**



**WHITERIVER OAK  
CHAMFERED**



**WHITERIVER OAK  
OAK CONTEMPORARY**

FOR MORE INFORMATION VISIT [SEADec.IE](http://SEADec.IE)




# Oak Mouldings

---

<b>OAK CHAMFERED ARCHITRAVE</b> VARNISHED	78 X 18 X 2200/1050MM	H1212010
<b>OAK CHAMFERED SKIRTING</b> VARNISHED	144 X 18 X 3600MM	H1212011
<b>OAK SHAKER ARCHITRAVE</b> VARNISHED	80 X 16 X 2200MM	H1210009
<b>OAK SHAKER SKIRTING</b> VARNISHED	140 X 16 X 3600MM	H1210008
<b>OAK CONTEMPORARY ARCHITRAVE</b> VARNISHED	78 X 18 X 2200/1050MM	H1212006
<b>OAK CONTEMPORARY SKIRTING</b> VARNISHED	144 X 18 X 3600MM	H1212005
<b>OAK MOULDED ARCHITRAVE</b> VARNISHED	69 X 18 X 2200/1050MM	H1212001
<b>OAK MOULDED ARCHITRAVE</b> VARNISHED	94 X 18 X 2200/1050MM	H1212002
<b>OAK MOULDED SKIRTING</b> VARNISHED	119 X 18 X 3600MM	H1212007
<b>OAK MOULDED SKIRTING</b> VARNISHED	144 X 18 X 3600MM	H1212003
<b>105MM OAK DOOR FRAME</b> VARNISHED (Inc. Stop 2 x 2150mm / 1 x 1050mm)	30 X 105 X 2150/1050MM	H1213004
<b>133MM OAK DOOR FRAME</b> VARNISHED (Inc. Stop 2 x 2150mm / 1 x 1050mm)	30 X 133 X 2150/1050MM	H1213003
<b>144MM OAK DOOR FRAME</b> VARNISHED (Inc. Stop 2 x 2150mm / 1 x 1050mm)	30 X 144 X 2150/1050MM	H1213002
<b>OAK DOOR SADDLE</b> VARNISHED	140 X 18 X 1000MM	H1214003
<b>OAK HOCKEY STICK</b> VARNISHED	20 X 31 X 2250MM	H1212004
<b>OAK T-LIPPING DOOR DIVIDER</b> VARNISHED	2800MM	H1213011
<b>SOLID OAK DOOR STOP LOOSE</b> VARNISHED	12 X 44 X 2150MM	H1213008

**Find us online.**

**SEADEC OAK SKIRTING  
AND ARCHITRAVE**



Visit [seadec.ie](https://www.seadec.ie) for more product information and images



# Specifiers

Architects & Designers

## History of experience with specifiers

We have a long tradition of working with Architects & Designers on both commercial and residential developments. Along with offering our product range which is displayed on our site, we also offer a bespoke product design service for larger projects. We have expertise dealing in both new design and protected restoration. Our company has worked on many leading projects and have expertise in the following areas.

- Hotels
- Bars & Restaurants
- Retail
- Residential
- Health care
- College/Universities
- Student accommodation
- Museums

Please do not hesitate to contact us to discuss any requirements you may have.

**Tel: +353 (0) 90 645 4544 or [seadec@wrg.ie](mailto:seadec@wrg.ie)**

## Specifiers

As a specifier, you will be aware of the increased importance in ensuring that fire door sets are supplied to site with the correct design, ratings and certification. We are here to assist you in this regard. We have our technical support team available to provide advise for all your project fire door requirements.





## Lunch & Learn

Seadec provides Lunch and Learn presentations to keep you advised of regulatory requirements and any up to the minute changes in the marketplace in terms of new product or design developments

## Fired door certification documents.

Our fire door certification documents provide a full listing of approved door set components and door set configurations that our doors can be used for. We can also supply our smoke control certificates and Acoustic certificates.

## Technical data sheets

In order to provide you with the all the specifications you need, we have a range of technical data sheets available for you.

## Installation instructions

Seadec has produced a clear installation program for you to ensure that fire door sets have been installed correctly and in line with our fire door certification documents.

## BIM Models

We are delighted to provide links to our range of BIM models, showing not only the doors and door set details, but also referring to the appropriate fire door certification documents.



**NBS Source**  
PARTNER

Check out Seadec in the NBS platform. We have an array of products, projects, brochures, and certifications available within our profile which we encourage you to explore and discover. Should you require additional information, please browse our website, or reach out to us. We would be delighted to answer any questions or queries you may have.

- **Products**
- **Case Studies**
- **Fire Doors**
- **Data Sheets**
- **BIM Models**
- **Specification Documents**



Visit our **NBS Partner** account by scanning this QR code.

# HOW TO **FINISH SEADEC** WHITE PRIMED PRODUCTS

Preparation is key to any project no matter how big or small. Firstly select a good, dry, clean space to lay the product down flat prior to finishing with sufficient room to work around and where the product can be left to dry. As with all painting projects adequate ventilation during painting and drying is essential.

The next step is to spend a few minutes checking for any imperfections that may require filling and fine sanding - this is key to achieving a flawless finish and a vital step in the process. The top and bottom of door must be painted the same way to ensure they are fully sealed.

Once the surface is clean and dust free, apply a water based undercoat which will allow better adhesion for your chosen finish.

When the undercoat is dry, give the surface a light sanding before applying your chosen oil or water based finishing coat.

Paint manufacturer's drying guidelines will vary therefore it is important follow them. While "touch dry" may allow you to handle the product it may not be sufficiently dry to begin fitting hinges and handles until full recommended drying time is completed.



# CARE AND INSTALLATION GUIDE

***For fire doors, please refer to their certification for fitting instructions.***

## **BEFORE YOU START**

Your Seadec door and accessories (frames, skirting & architrave) must be stored flat on a clean, dry and level surface, with level battens to allow the air to circulate. To allow your door and accessories to acclimatise to their environment, they should be left in the house, for at least 7 days, with the heating and environment regulated per installation guidelines below. Doors should be stored flat. Environmental and door moisture readings should be taken prior to hanging and recorded, to ensure that the doors and the environment are in correct. Failure to allow the doors to acclimatise may cause excessive expansion and contraction leading to splitting and warping and will void the guarantee.

Unfinished or primed doors must be sealed and painted immediately after hanging with at least three coats applied.

Seadec doors and accessories must not be installed into a house that is freshly plastered, tiled or painted, it is crucial that building is properly dried out and that heating and humidity in building are stable before doors or accessories are brought on site or fitted, please ensure the building meets with the moisture and temperature guidelines below. Should a door require alteration, cutting or planing, it must be immediately varnished with three coats, otherwise it will absorb moisture which can lead to problems such as warping or splitting. Seadec doors may be altered by up to 10mm off the top and bottom and up to 7mm on each side only. However, any alteration of a Seadec door will void the warranty. For Fire Door alterations, please consult the relevant fire certificate.

Where doors are manufactured with solid timber, there has to be a consideration that timber will adjust itself to the environment. **Therefore, please note that there is a BS standard of +/- 4mm of a bow tolerance on the length of a door.**

## **PACKAGING**

Prior to removing the packaging, ensure that the doors, frames, skirting and architrave are the correct size and colour. Prior to removing from packaging, inspect each door, frame and piece of skirting and architrave in daylight for any visible faults or defects, also check the colour structure and finish. Once any Seadec product is removed from its packaging, it is deemed to be acceptable and cannot be returned for any visible faults or defects. Please note: Timber is a natural product and may show variations in colour or graining.

## **FRAMES**

Ensure that the frames where the doors are being fitted into are plumb, and that the doors are not strained to fit into uneven framing. Fit 3 hinges on all doors at all times.

## **INSTALLATION AREA MOISTURE**

The area of installation (the concrete floor and walls) must not be over 4% moisture content. This can be tested with an appropriate moisture meter. The temperature be between 18° - 22° and the relative humidity between 40% – 60%, while the doors are being stored, before, during and after the installation. Do not bring doors, skirting or architrave into a house or site which does not meet the above conditions.

## **LOCKS AND HANDLES**

When fitting a lock or a handle, it is best not to fit the lock where the stile (uprights) meets the rail (horizontal) as this will weaken the structure of the door.

## **ROOM CONDITIONS**

Timber likes pleasant room conditions, just like us, a room temperature of approx 20°C and humidity of about 50% – 60%.

## **CLEANING**


- Use a clean dry cloth to clean the doors.
- Furniture polish may also be used.
- Never use wax or aggressive detergents or products containing ammonia or silicates on Seadec products.
- Our opaque medical glass should be cleaned with a dry, soft cotton cloth. Do not use damp cloths.

## **PROTECTING YOUR SEADEC PRODUCTS**

Ensure that rooms are well ventilated, particularly in rooms where there are large changes in temperature and moisture. In the event of a proven manufacturing defect, Seadec or the Seadec retailer's total liability shall under no circumstances exceed the value of the defective product. Seadec or the Seadec retailer's shall not in any way be responsible for any additional consequential costs or losses. If you are unclear of any of the above instructions, contact your local Seadec supplier.









SEADEC 1P TRENTON WHITE PRIMED WITH CONTEMPORARY SKIRTING & ARCHITRAVE



**seadec**  
doors for living...

### Follow Us

Join our social media community for tips and discover new products.

 [www.instagram.com/whiteriver\\_group](https://www.instagram.com/whiteriver_group)

 [www.linkedin.com/company/seadec](https://www.linkedin.com/company/seadec)



[www.seadec.ie](http://www.seadec.ie)

### Architects & Designers

Seadec provides Lunch and Learn presentations to keep you advised of regulatory requirements, and any up to the minute changes in the marketplace in terms of new product or design developments.

Contact Declan.Lynch@wrg.ie to register.



Keep me, or recycle me

